

Scaled data based on original data using  
LM-79-08 Approved Method: Electrical and Photometric Measurements of Solid-  
State Lighting Products

Test Report Prepared for  
Cooper Lighting Solutions  
(formerly Eaton)

Brand: McGRAW-EDISON

Report Number: P386918

Luminaire Tested: **GWC-SA2C-827-U-SL3-HSS**

Issue Date: 3/3/2020

**Test Information**

Test Method: LM-79-08  
Report Number: P386918  
TEST IS SCALED FROM IESNA LM-79-08 TEST DATA (G2-1903-205-23)  
Test Lab: INNOVATION CENTER  
Issue Date: 3/3/2020  
Manufacturer: COOPER LIGHTING SOLUTIONS (FORMERLY EATON)  
Product Line: MCGRAW-EDISON  
Catalog Number: GWC-SA2C-827-U-SL3-HSS  
Description: GALLEON WALL LUMINAIRE  
(2) 80 CRI, 2700K, 1050mA LIGHTSQUARES WITH 16 LEDS EACH AND TYPE III  
SPILL LIGHT ELIMINATOR OPTICS WITH HOUSE SIDE SHIELD  
Light Source: -  
Ballast/Driver: ELECTRONIC DRIVER

**Summary**

Lumens per Lamp: N/A  
Luminaire Lumens: 9271 lumens  
Efficiency: N/A  
Efficacy: 83.5 lumens/watt  
Luminous Opening: Rectangular (W 1' x L: 0.5' x H: 0')  
IES Classification: Type III - Medium  
BUG Rating: B1 - U0 - G2

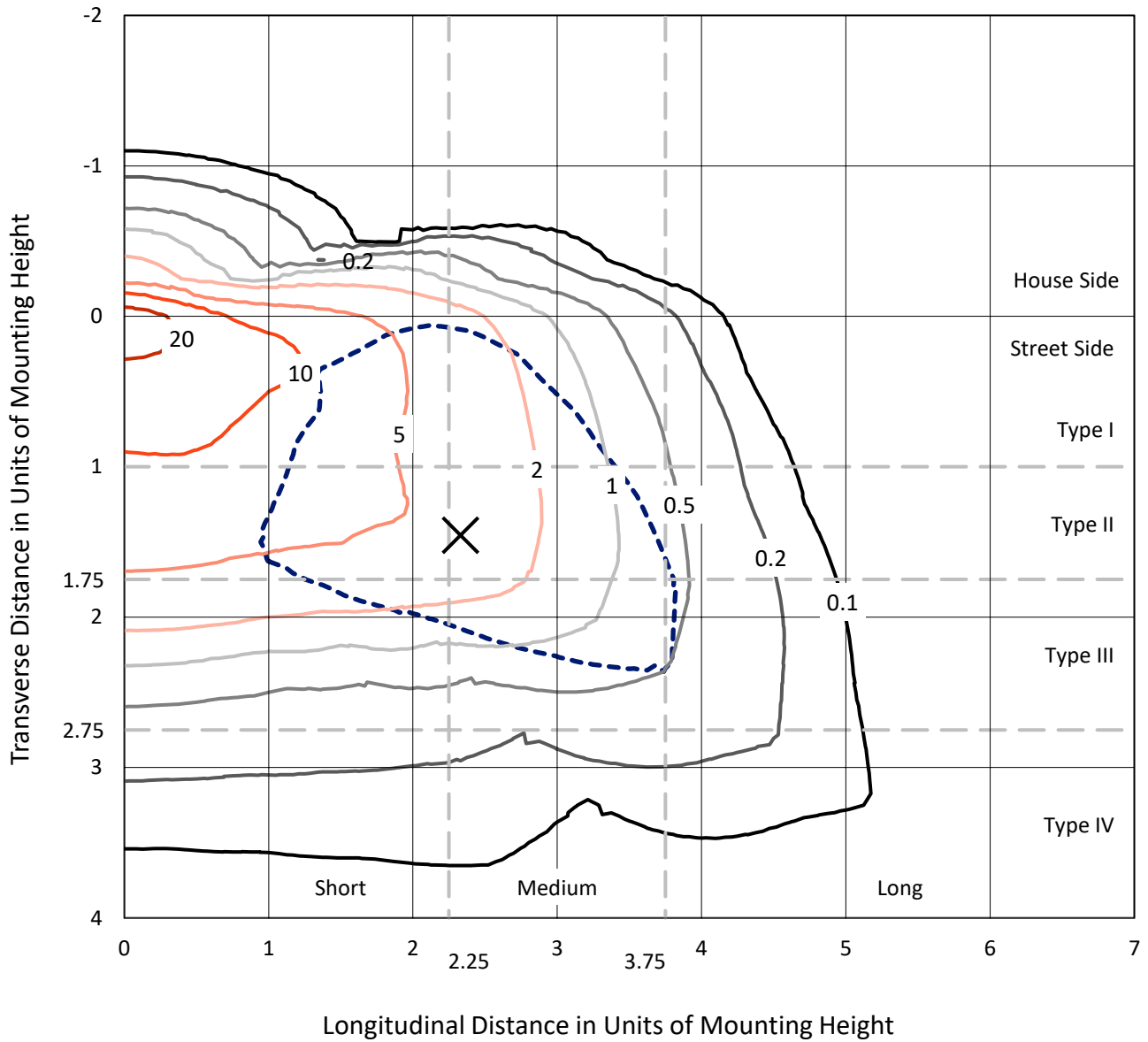
Input Watts (W): 111  
Input Voltage (V): NR  
Input Current (Ain): NR  
Voltage Rise (V): NR  
Power Factor: NR  
Total Harmonic Distortion (THDi): NR  
Frequency (hertz): 60  
Stabilization Time: NR  
Operation Time: NR  
Ambient Temperature (°C): NR  
Test Distance: 24 FT



REPORT NUMBER: P386918  
 CATALOG NUMBER: GWC-SA2C-827-U-SL3-HSS

### Iso-Footcandle Lines of Horizontal Illumination

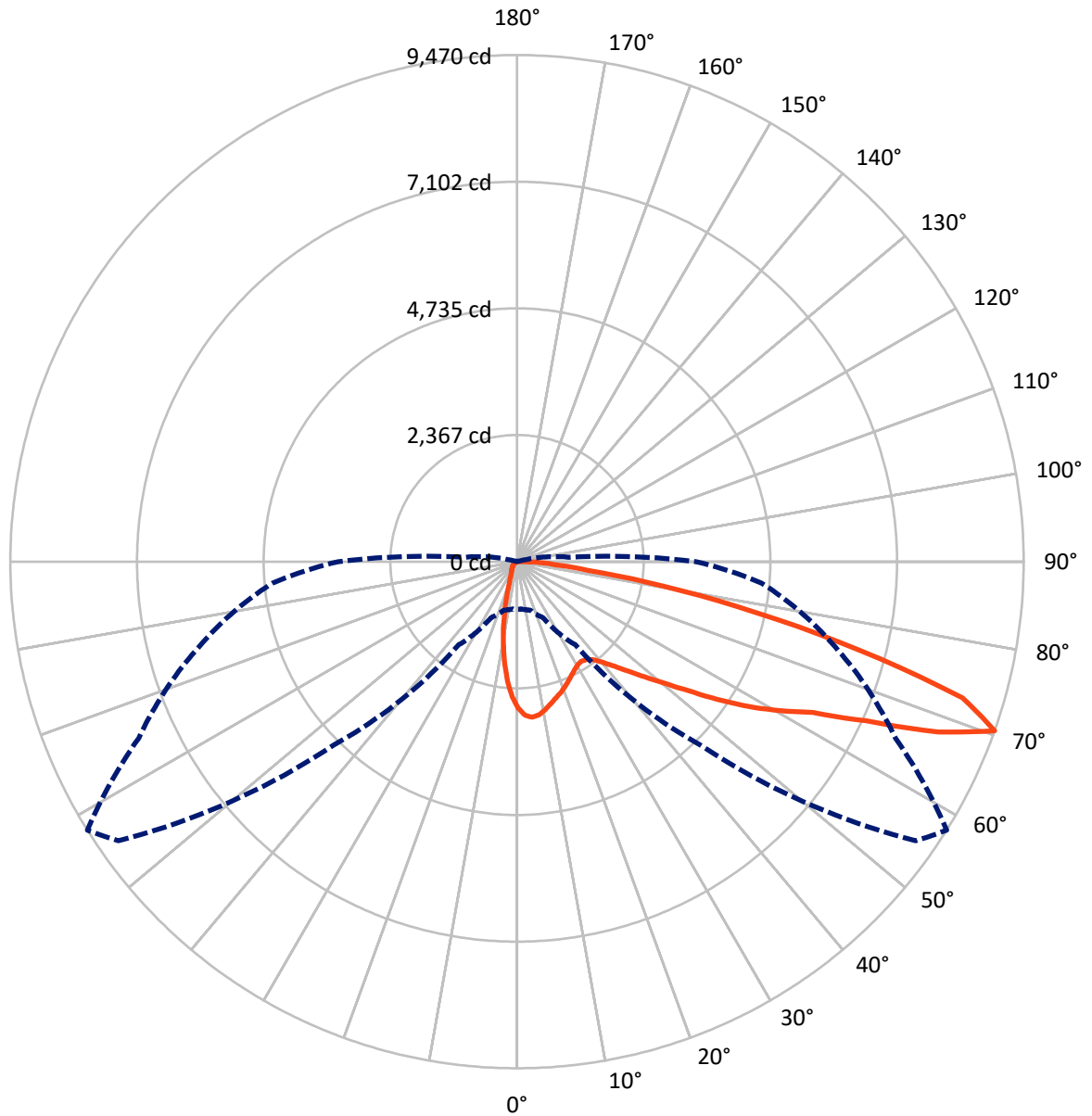
✕ Max cd  
 - - - 1/2 Max cd



Based on 10 foot mounting height. Maximum calculated value = 27.8 fc  
 Type III - Medium - N/A

REPORT NUMBER: P386918  
CATALOG NUMBER: GWC-SA2C-827-U-SL3-HSS

### Luminous Intensity Polar Plot



— Vertical Plane Through 58-Deg Lateral    - - - Horizontal Cone Through 70-Deg Vertical

REPORT NUMBER: P386918

CATALOG NUMBER: GWC-SA2C-827-U-SL3-HSS

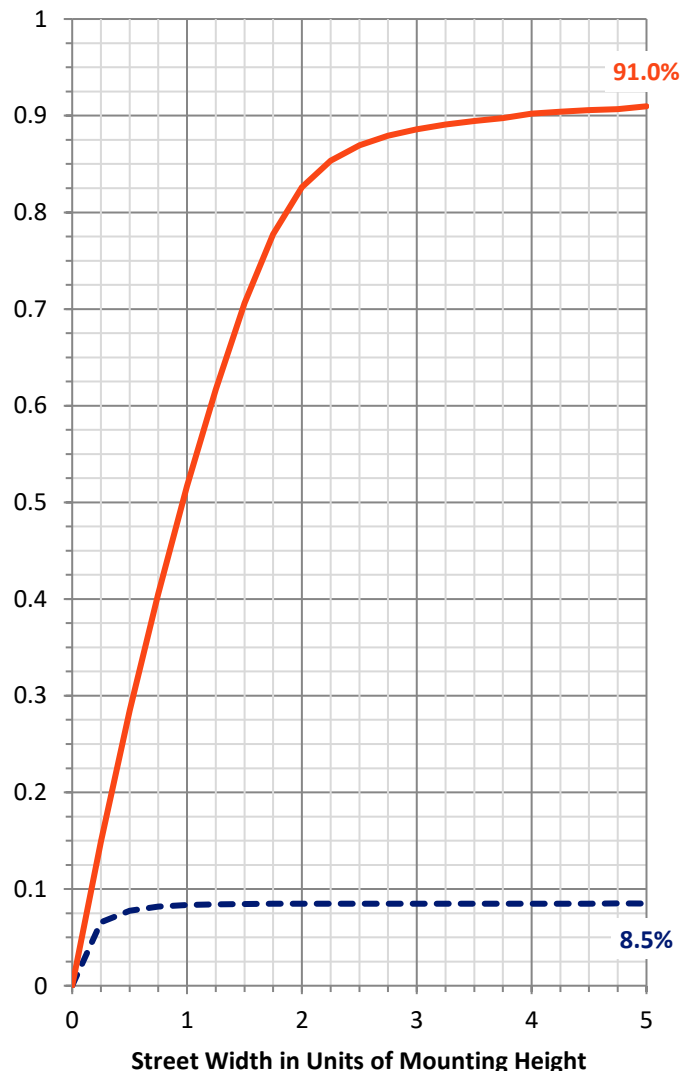
**FLUX DISTRIBUTION:**

		Downward	Upward	Total
<b>House Side</b>	Lumens	793.4	0.0	793.4
	% Fixture	8.6	0.0	8.6
<b>Street Side</b>	Lumens	8477.6	0.0	8477.6
	% Fixture	91.4	0.0	91.4
<b>Total</b>	Lumens	9271.0	0.0	9271.0
	% Fixture	100.0	0.0	100.0

**Coefficient of Utilization**

**ZONAL LUMENS:**

Zone	Lumens	% Fixture
0°-10°	223.9	2.4
10°-20°	470.0	5.1
20°-30°	617.9	6.7
30°-40°	818.3	8.8
40°-50°	1223.2	13.2
50°-60°	1959.5	21.1
60°-70°	2469.9	26.6
70°-80°	1332.3	14.4
80°-90°	155.9	1.7
90°-100°	0.0	0.0
100°-110°	0.0	0.0
110°-120°	0.0	0.0
120°-130°	0.0	0.0
130°-140°	0.0	0.0
140°-150°	0.0	0.0
150°-160°	0.0	0.0
160°-170°	0.0	0.0
170°-180°	0.0	0.0
0°-90°	9271.0	100.0
0°-180°	9271.0	100.0



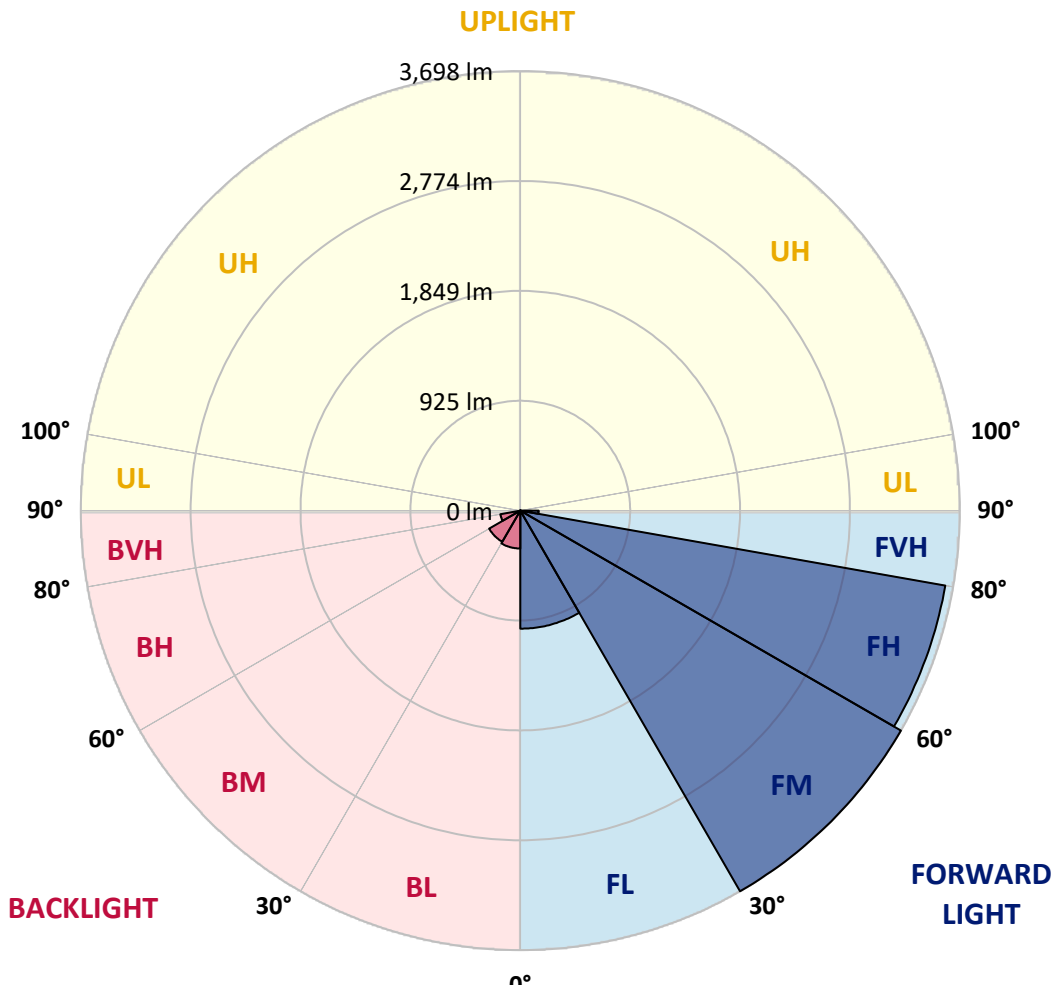
REPORT NUMBER: P386918

CATALOG NUMBER: GWC-SA2C-827-U-SL3-HSS

**LUMINAIRE CLASSIFICATION SYSTEM LUMEN TABLE AND BUG RATING:**

Zone	Lumens	% Fixture	Zone Rating/Lumen Limit		
			B	U	G
FL (0°-30°)	993.1	10.7			
FM (30°-60°)	3698.3	39.9			
FH (60°-80°)	3631.5	39.2			G2/5000
FVH (80°-90°)	154.6	1.7			G2/225
BL (0°-30°)	318.8	3.4	B1/500		
BM (30°-60°)	302.7	3.3	B1/1000		
BH (60°-80°)	170.6	1.8	B1/500		G1/500
BVH (80°-90°)	1.3	0.0			G0/10
UL (90°-100°)	0.0	0.0		U0/0	
UH (100°-180°)	0.0	0.0		U0/0	

**BUG Rating: B1-U0-G2**  
 Type III Medium





REPORT NUMBER: P386918

CATALOG NUMBER: GWC-SA2C-827-U-SL3-HSS

**CANDELA DISTRIBUTION (FULL):**

	0°	5°	15°	25°	35°	45°	55°	58°	65°	75°	85°
0°	2738.6	2738.6	2738.6	2738.6	2738.6	2738.6	2738.6	2738.6	2738.6	2738.6	2738.6
2.5°	2965.7	2958.3	2955.6	2951.0	2933.3	2915.9	2881.6	2872.0	2850.4	2799.1	2744.8
5°	2968.0	2967.6	2975.7	2973.8	2967.6	2959.5	2934.8	2922.1	2885.5	2812.2	2712.8
7.5°	2825.0	2832.3	2850.4	2865.1	2882.0	2904.0	2907.1	2894.7	2864.7	2785.6	2653.8
10°	2633.0	2644.5	2670.0	2698.9	2743.2	2787.2	2826.5	2825.0	2814.6	2736.7	2582.9
12.5°	2440.6	2454.1	2483.4	2526.2	2589.0	2660.7	2730.9	2740.5	2757.9	2692.7	2517.3
15°	2272.2	2283.7	2312.6	2365.1	2442.9	2539.3	2642.2	2660.0	2704.7	2658.4	2462.6
17.5°	2129.1	2136.5	2157.7	2215.9	2306.1	2422.9	2556.7	2591.3	2658.0	2631.4	2415.2
20°	2029.3	2030.4	2044.3	2085.2	2175.4	2306.1	2468.0	2517.7	2608.7	2608.3	2366.2
22.5°	1979.9	1976.1	1978.8	2002.3	2068.6	2194.7	2379.3	2438.3	2564.4	2588.6	2316.5
25°	1970.7	1967.6	1959.9	1963.0	2003.1	2097.1	2289.9	2358.1	2525.4	2576.7	2273.3
27.5°	1999.6	2002.7	1989.6	1975.7	1978.8	2033.9	2210.5	2289.5	2493.8	2576.7	2242.9
30°	2057.8	2059.4	2049.7	2031.6	2007.3	2016.2	2155.3	2234.4	2478.0	2594.4	2223.6
32.5°	2122.2	2130.7	2129.5	2114.9	2080.2	2044.3	2142.2	2214.3	2476.9	2633.8	2221.7
35°	2202.0	2211.6	2227.8	2224.7	2188.5	2129.5	2187.0	2243.6	2499.6	2698.5	2242.5
37.5°	2286.8	2301.4	2336.1	2352.7	2329.2	2262.5	2287.2	2327.7	2560.5	2803.4	2295.3
40°	2368.9	2385.5	2448.7	2513.9	2496.1	2427.5	2439.1	2471.5	2668.8	2954.1	2395.5
42.5°	2449.5	2474.2	2567.1	2674.2	2695.4	2640.7	2646.9	2672.7	2829.6	3161.5	2559.4
45°	2545.9	2573.6	2711.2	2843.5	2900.1	2876.2	2902.4	2919.4	3039.7	3435.6	2780.2
47.5°	2687.3	2719.3	2888.2	3038.9	3138.4	3153.8	3206.6	3217.8	3305.3	3754.8	3068.2
50°	2963.4	2972.2	3124.9	3261.7	3405.1	3497.7	3557.8	3566.3	3626.8	4103.7	3427.9
52.5°	3310.7	3316.5	3402.8	3494.6	3657.6	3846.5	3987.3	3999.2	4011.9	4443.7	3782.9
55°	3655.7	3654.9	3712.0	3766.0	3952.6	4227.0	4532.4	4539.7	4448.3	4766.4	4054.3
57.5°	3871.2	3892.0	3978.8	4048.2	4308.8	4660.7	5084.4	5111.4	4906.7	5005.4	4322.6
60°	3802.6	3812.6	4005.0	4261.7	4752.5	5277.1	5643.0	5649.9	5251.3	5244.0	4661.9
62.5°	3239.8	3245.2	3547.4	4076.7	4977.2	6076.7	6316.8	6203.9	5647.6	5575.1	5067.8
65°	2220.5	2255.6	2508.1	3162.3	4564.3	6578.2	7360.0	7173.0	6251.7	6052.4	5434.8
67.5°	1307.6	1300.3	1425.2	1907.1	3352.3	6245.1	8679.6	8493.8	7075.5	6372.0	5327.3
70°	893.2	888.2	936.0	1154.6	1892.4	4844.6	9094.8	9469.9	7803.0	6156.9	4584.8
72.5°	637.6	640.3	710.9	897.1	1188.1	2822.6	7821.1	8708.9	7575.1	5367.4	3484.9
75°	432.9	440.2	541.2	735.9	1041.6	1436.0	5550.1	6620.2	6168.4	3900.9	2003.1
77.5°	232.8	240.9	360.1	592.9	941.8	997.7	3570.1	4556.3	3874.7	1753.7	580.6
80°	97.1	101.8	168.5	431.0	813.8	876.2	2100.6	2762.9	1651.1	345.8	129.5
82.5°	42.0	44.3	70.2	257.1	608.3	739.8	1112.2	1329.2	500.4	75.9	65.1
85°	8.1	8.5	28.9	136.1	388.2	417.5	720.9	706.6	224.7	32.8	47.4
87.5°	0.0	0.0	6.9	42.8	114.1	227.4	439.9	434.5	76.3	15.8	17.7
90°	0.0	0.0	0.0	0.0	0.0	0.0	0.0	0.0	0.0	0.0	0.0



REPORT NUMBER: P386918

CATALOG NUMBER: GWC-SA2C-827-U-SL3-HSS

**CANDELA DISTRIBUTION (continued):**

	90°	95°	105°	115°	125°	135°	145°	155°	165°	175°	180°
0°	2738.6	2738.6	2738.6	2738.6	2738.6	2738.6	2738.6	2738.6	2738.6	2738.6	2738.6
2.5°	2717.0	2690.4	2634.5	2565.5	2512.7	2454.5	2408.2	2349.6	2324.2	2325.4	2311.5
5°	2656.1	2601.4	2477.6	2321.5	2201.2	2077.1	1970.3	1863.9	1801.1	1780.6	1761.4
7.5°	2569.0	2482.3	2284.9	2044.3	1840.8	1641.9	1468.8	1316.5	1220.1	1173.1	1155.7
10°	2470.7	2348.9	2063.2	1746.3	1455.7	1186.6	962.2	767.1	689.3	636.5	623.0
12.5°	2384.3	2219.3	1846.6	1440.6	1095.6	771.0	557.1	435.6	382.8	362.0	358.5
15°	2303.0	2098.3	1638.0	1163.8	758.7	474.6	354.3	313.0	300.7	297.2	297.2
17.5°	2226.3	1983.0	1434.1	891.3	501.9	332.7	293.4	284.1	280.3	279.9	280.3
20°	2146.1	1867.8	1233.6	653.0	350.4	281.8	271.0	266.0	264.8	264.8	264.8
22.5°	2069.4	1752.5	1038.5	466.5	281.0	257.1	251.7	248.3	247.1	246.7	246.0
25°	1995.7	1643.0	848.1	329.6	246.7	235.5	230.9	226.3	222.8	220.9	219.7
27.5°	1935.2	1545.5	670.8	264.5	222.8	213.2	207.4	200.5	192.0	188.1	186.6
30°	1887.0	1456.4	517.0	223.2	200.5	190.8	182.0	170.0	157.7	151.1	150.7
32.5°	1849.3	1368.9	392.4	197.4	180.4	168.5	155.7	140.7	126.4	119.1	118.7
35°	1830.8	1291.8	299.9	178.5	162.7	147.6	131.8	115.3	101.4	94.4	93.7
37.5°	1843.1	1226.7	234.0	162.7	147.6	130.3	111.8	94.4	82.1	75.9	75.6
40°	1888.2	1185.0	190.1	149.2	134.9	113.7	93.7	77.5	67.1	62.1	61.7
42.5°	1984.2	1169.6	162.3	138.0	122.6	98.3	77.9	64.0	54.4	50.9	50.1
45°	2144.6	1192.4	143.4	127.2	109.9	83.7	64.4	52.4	43.9	41.2	40.9
47.5°	2358.1	1252.1	129.9	116.8	98.3	70.5	53.6	42.4	35.9	33.2	32.8
50°	2633.4	1346.9	118.7	106.4	87.5	59.8	44.3	33.5	27.8	25.8	25.8
52.5°	2932.9	1459.9	108.7	96.8	76.7	49.7	35.9	25.8	22.0	19.7	19.7
55°	3180.4	1558.6	97.9	89.4	63.6	41.2	27.4	19.7	16.2	15.0	15.0
57.5°	3427.5	1663.8	85.6	76.7	50.9	33.5	20.8	14.6	12.0	11.2	11.2
60°	3747.9	1792.6	73.6	62.5	40.1	25.4	15.4	10.4	8.9	8.5	8.5
62.5°	4100.2	1868.1	62.8	50.1	31.2	18.9	11.2	6.9	6.6	6.6	6.2
65°	4315.7	1761.4	52.8	40.1	24.3	14.3	7.3	5.0	5.8	5.4	4.6
67.5°	4040.8	1378.9	43.2	31.2	18.9	10.8	4.6	3.5	6.2	5.0	3.9
70°	3345.8	965.3	33.5	22.0	15.0	9.3	3.1	2.3	6.6	5.0	3.1
72.5°	2503.8	646.1	26.6	14.6	11.2	8.1	2.7	1.2	5.8	4.2	2.7
75°	1368.1	260.2	21.2	9.3	6.9	5.8	1.9	0.8	3.9	3.1	1.9
77.5°	360.1	68.6	15.4	6.2	3.9	2.3	1.2	0.4	1.9	1.5	0.8
80°	91.7	26.6	10.0	4.2	2.7	1.2	0.0	0.0	0.4	0.0	0.0
82.5°	49.0	11.2	6.2	3.1	1.5	0.0	0.0	0.0	0.0	0.0	0.0
85°	37.0	7.3	3.5	1.9	0.4	0.0	0.0	0.0	0.0	0.0	0.0
87.5°	14.3	2.3	1.2	0.0	0.0	0.0	0.0	0.0	0.0	0.0	0.0
90°	0.0	0.0	0.0	0.0	0.0	0.0	0.0	0.0	0.0	0.0	0.0



Signify Classified - Internal  
Cooper Lighting Solutions Photometric Lab  
1121 Highway 74 South  
Peachtree City, GA 30269

Scaled Data Report



Report Generated By 670245982

Signify Classified - Internal  
Cooper Lighting Solutions Photometric Lab  
1121 Highway 74 South  
Peachtree City, GA 30269

Scaled Data Report



Signify Classified - Internal  
Cooper Lighting Solutions Photometric Lab  
1121 Highway 74 South  
Peachtree City, GA 30269

Scaled Data Report



Signify Classified - Internal  
Cooper Lighting Solutions Photometric Lab  
1121 Highway 74 South  
Peachtree City, GA 30269

Scaled Data Report



Signify Classified - Internal  
Cooper Lighting Solutions Photometric Lab  
1121 Highway 74 South  
Peachtree City, GA 30269

Scaled Data Report



--- HS    — SS

Signify Classified - Internal  
Cooper Lighting Solutions Photometric Lab  
1121 Highway 74 South  
Peachtree City, GA 30269

Scaled Data Report



u

Signify Classified - Internal  
Cooper Lighting Solutions Photometric Lab  
1121 Highway 74 South  
Peachtree City, GA 30269

Scaled Data Report



Signify Classified - Internal  
Cooper Lighting Solutions Photometric Lab  
1121 Highway 74 South  
Peachtree City, GA 30269

Scaled Data Report



(END OF REPORT)